



FLOWSEAL Butterfly Valves Series MS



FLOWSEAL Butterfly Valves

Series MS

High-quality process valves for demanding applications

Areas of application

Decades of continuing development of the FLOWSEAL Butterfly Valves Series MS have enhanced their reputation for reliable shut-off and control throughout the process industries.

Product features:

- Triple offset design
- Metal-to-metal sealing
- Leak tightness in both directions, leakage rate 1 acc. to DIN 3230
- Anti-Blow-out shaft
- Laminated seal, Stainless Steel / Graphite
- Body seat options in Stainless Steel or Stellite
- "Floating" disc
- Frictionless closure with no jamming
- Self-compensating in case of temperature changes
- Cycle testing of material combinations ensures no seizing of spindles in dry media


Main areas of application:

- Mineral oils
- Chemical industry
- Gas industry
- Power plants
- District heating plants
- Steel industry
- Sugar industry
- Paper and pulp industry
- Refrigeration technology

Applications:

- Steam / condensate
- Heating water
- Combustible media
- Oxygen
- Processing media
- Bitumen
- Hot gas and exhaust gas
- Low temperatures (cryogenics)
- Toxic media



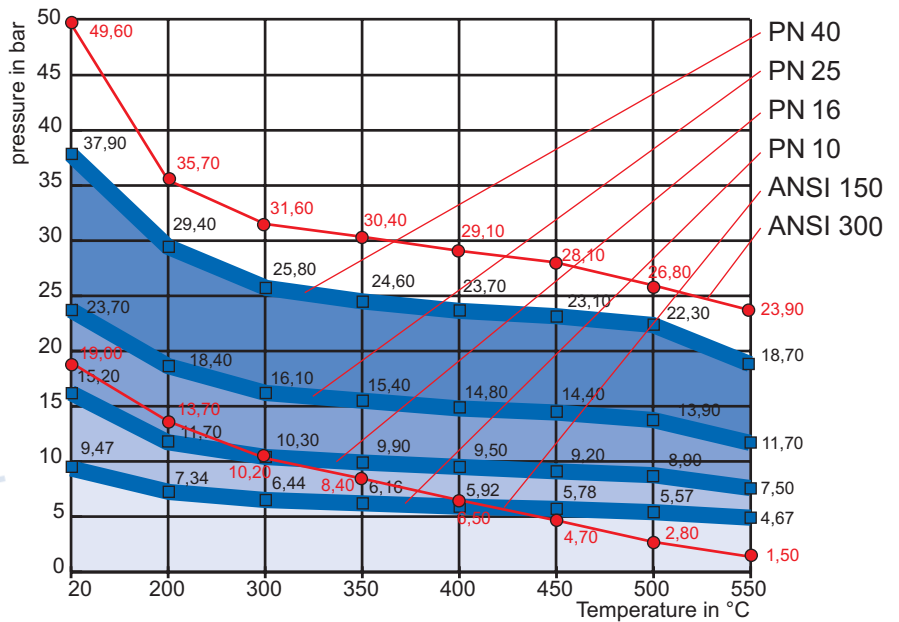




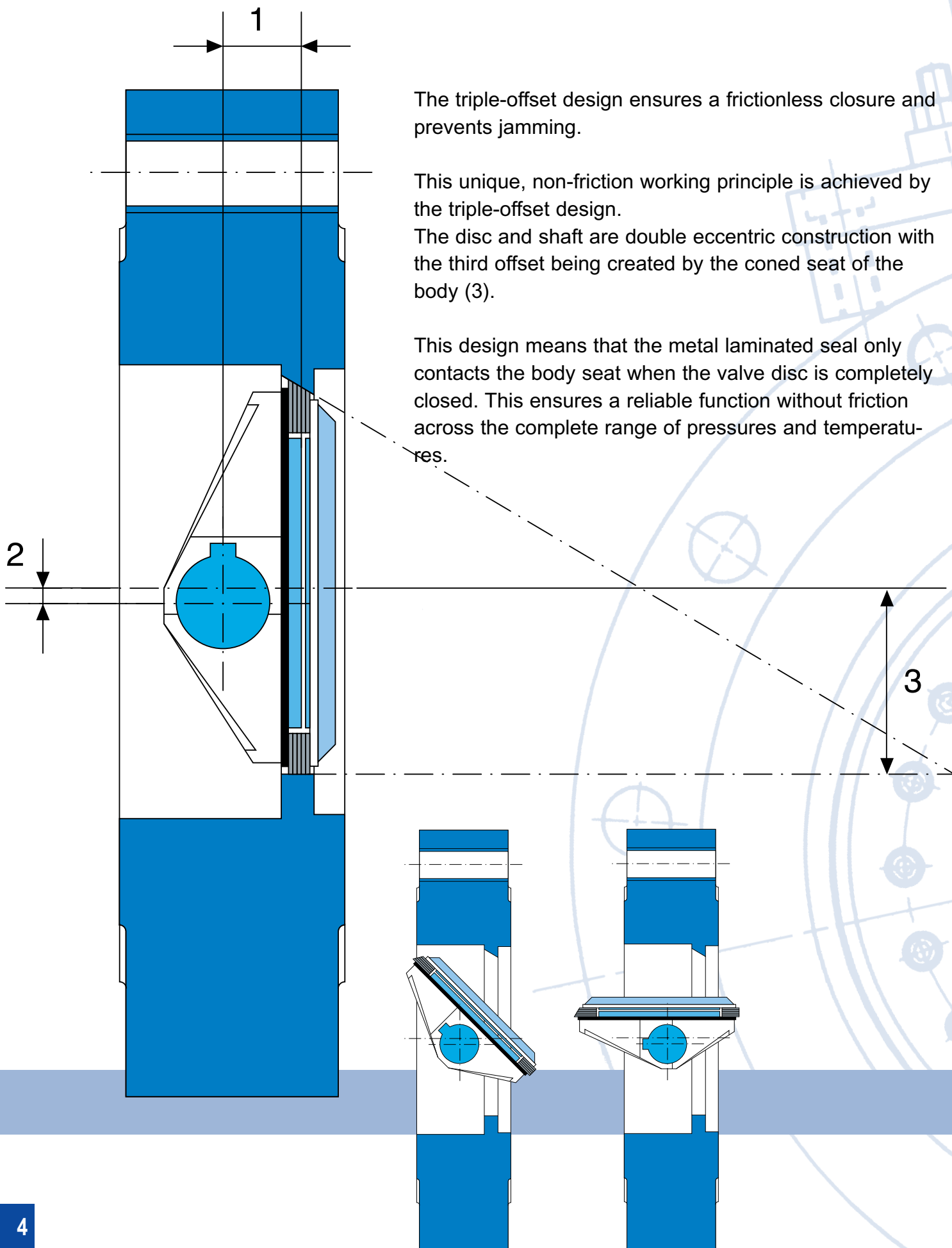
For optimum performance over a wide range of pressures and temperatures

Technical data:

The manufacturing range covers Butterfly Valves from DN 80 – 600, PN 10 - 100, ANSI 150/300/600 for temperatures ranging from -196 °C to +550 °C.



Design features



The triple-offset design ensures a frictionless closure and prevents jamming.

This unique, non-friction working principle is achieved by the triple-offset design.

The disc and shaft are double eccentric construction with the third offset being created by the coned seat of the body (3).

This design means that the metal laminated seal only contacts the body seat when the valve disc is completely closed. This ensures a reliable function without friction across the complete range of pressures and temperatures.

Self-compensation in case of temperature changes

The special design for arrangement of bearings of the disc ensures that the disc is always correctly positioned, without any fastening devices. The unique design of the "floating" disc ensures a leaktight seal, even under extreme temperature fluctuations.


The "floating" disc allows the multi-disc seal to adapt itself to the housing seat, even if the spindle expands or contracts under changing temperatures. The lamination therefore always finds its ideal position and ensures reliable sealing without friction and wear.

Due to their special design and excellent operating characteristics FLOWSEAL Butterfly Valves Series MS are an economical replacement for globe valves, gate valves and ball valves.

Material matching for dry media



Specially designed and extensively tested materials for the shaft and bearings allow high cycling duties at temperatures greater than 300°C to be accommodated without seizure.



FLOWSEAL Butterfly Valve Series MS



Construction length 76 mm
Weight 55 kg

Gate Valve



Construction length 350 mm
Weight 95 kg

Globe Valve



Construction length 480 mm
Weight 90 kg

Versions available


In contrast to other valve designs FLOWSEAL Butterfly Valves Series MS have extremely low torques. This allows the selection of smaller actuators resulting in lower initial purchase and whole life costs.



**Model GG / Double flange
Gate Valve replacement
DN 100 - 300**

GG: ANSI B16.10
ANSI 100, 300

other pressure ranges on request



**Model GA / GE
Lug type
DN 80 - 600**

GE: EN 558-1, Series 16
PN 10 - 100

GA: API 609-Tab 2
ANSI 150, 300, 600

other pressure ranges on request

Standards considered



**Model GI / GF
Double flange
DN 80 - 600**

GI: ISO 5752-Tab 4 short
ANSI 150, 300

GF: EN 558-1, Series 13, 14
PN 10, 16, 25, 40

other pressure ranges on request

Design:	ASME SEC VIII, ANSI B31.1, ANSI B31.3, ANSI B16.34 API 609 TRD 110, DIN 3840
Face to Face :	ISO 5752 API 609 EN 558-1 MSS-SP-69
Flange connection:	ANSI B 16.5, CL 150, 300, 600 DIN 2501, ISO 7005, PN 10, 16, 25, 40, 63, 100
Testing:	BS 6755 leak rate A API 598 ANSI / FCI 70-2 class VI DIN 3230 leak rate 1
Fire-Safe Testing:	API 607 4th edition (no leak to both flow directions)
TA – Air certificate:	Testing of the equivalence of the spindle seal by means of a packing gland in comparison with a seal consisting of bellows and an additional safety packing gland.
Marking:	EN 19 MSS SP-25 CE-Tag acc. PED 97/23 EG
Quality assurance:	DIN / ISO 9001





International Organisation:

Crane Process Flow Technologies SPRL / BV

Avenue Franklin No. 1
B-1300 Wavre
BELGIUM
Tel: +32 10 8184 44
Fax: +32 10 8184 58
www.craneflow.com

Crane Process Flow Technologies India Ltd.

Amar Avinash Corporate Plaza,
7th Floor, Plot No. D2
C.T.S. No. 11/1 to 11/4
Near Inox Multiplex, Bund Garden Road,
Pune 411 001
INDIA
Tel: +91 20 26050922 - 26
Fax: +91 20 26050927
www.craneflow.com

Crane Process Flow Technologies

6 Alexander Road
Belfast
BT6 9HJ
NORTHERN IRELAND
Tel: +44 28 9070 4222
Fax: +44 28 9040 1582
www.craneflow.com

Crane Process Flow Technologies GmbH

IZ NÖ Süd, Str. 2/M6
2355 Wr. Neudorf
AUSTRIA
Tel: +43 2236 682-0
Fax: +43 2236 64353
www.craneflow.com

Crane Process Flow Technologies s.r.l.

Via Pusiano 2
20052 - Monza MI
ITALY
Tel: +39 039 2704 280
Fax: +39 039 2704 450
www.craneflow.com

Crane Process Flow Technologies Ltd.

Grange Road
Cwmbran
Gwent NP44 3XX
UNITED KINGDOM
Tel: +44 163 348 6666
Fax: +44 163 348 6777
www.craneflow.com

Crane Process Flow Technologies GmbH

Heerdter Lohweg 63-71
D-40549 Düsseldorf
GERMANY
Tel: +49 211 59 56 0
Fax: +49 211 59 56 111
www.craneflow.com

Crane Process Flow Technologies

Quatro House
Frimley Road, Camberley
Surrey GU16 7ER
UNITED KINGDOM
Tel: +44 1276 804421
Fax: +44 1276 804422
www.craneflow.com

for sales and technical enquiries originating
in the UK, please contact Crane Process Flow
Technologies Ltd in Cwmbran



Due to constant development and innovation, we reserve the right to make changes
to technical specifications as and when required.

© Copyright 2005 Crane Process Flow Technologies Ltd. All rights reserved.
FLOWSEAL® is a registered trademark of Crane Corporation.

CRANE®