

Ball valves full bore threaded / reduced bore (threaded) Сферични кранове пълнопроходен / редукиционен, на резба / заварка

C



Full bore, Reduced bore / Пълнопроходен, Редукиционен

Standards / Стандарти	
Pressure / Налягане	PN16
Face to face / Строителна дължина	EN 558-1 series 10, 15
Size / Размер	DN40...200
Connections / Присъединяване	EN 1092-2, ISO 7005-2

Dimension and weight / Размери и тегло

Редукиционен Reduced bore

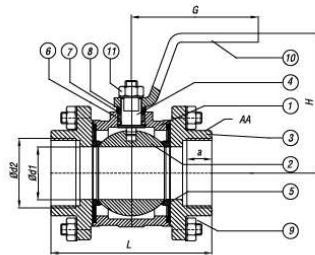
DN	L	H	G	AA	d1	d2	a	Weight / Тегло Kg
1/2"/10	70	89	130	27	10	R 1/2"	15.5	0.65
3/4"/15	75	93	130	32	15	R 3/4"	16.0	1.3
1"/20	95	110	160	41	20	R 1"	19.0	1.5
1 1/4"/25	105	113	160	50	25	R 1 1/4"	19.0	2.2
1 1/2"/32	110	127	200	55	32	R 1 1/2"	19.0	3.8
2"/40	125	134	200	70	40	R 2"	20.0	4.5
2 1/2"/50	188	165	280	95	50	R 2 1/2"	38.0	11

Full bore / Пълнопроходен

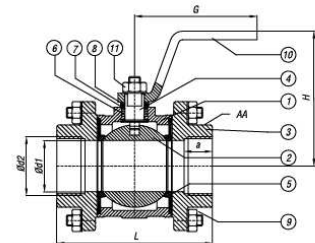
1/4"/10	70	89	130	27	10	R 1/4"	10.5	0.60
3/8"	70	89	130	27	10	R 3/8"	11.5	0.60
1/2"	75	93	130	32	15	R 1/2"	15.5	0.70
3/4"	95	110	160	41	20	R 3/4"	16.0	1.2
1"	105	113	160	50	25	R 1"	19.0	1.8
1 1/4"	110	127	200	55	32	R 1 1/4"	19.0	3.3
1 1/2"	125	134	200	70	40	R 1 1/2"	19.0	3.7
2"	150	141	280	75	50	R 2"	20.0	5

Socket end / На зварка

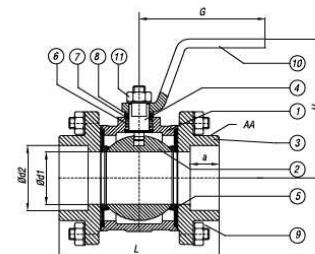
3/8"	70	89	130	27	10	17.6	10	0.70
1/2"	75	93	130	32	15	21.8	10	1
3/4"	95	110	160	41	20	27.1	13	1.5
1"	105	113	160	50	25	33.8	13	3
1 1/4"	110	127	200	55	32	42.6	13	3.5
1 1/2"	125	134	200	70	40	48.7	13	4.4



Reduced bore / Редукиционен



Full bore / Пълнопроходен



Socket End / На зварка

Parts and materials / Елементи и материали

Nº	Part Name / Наименование	Material / Материал
01	Body / Тяло	GG 25, GGG 40, GS-C25
02	Ball / Сфера	1.4301
03	Flange / Фланци	GG 25, GGG 40, GS-C25
04	Spindle / Ос	1.4301
05	Seat / Уплътнение	PTFE+1.4301
06	Packing / Набивка	PTFE+1.4301
07	Gland / Салник	Ms 58
08	Stopper / Стопер	St 37
09	Stud / Шпика	5.6
10	Lever / Ръкохватка	St 37
11	Nut / Гайка	8