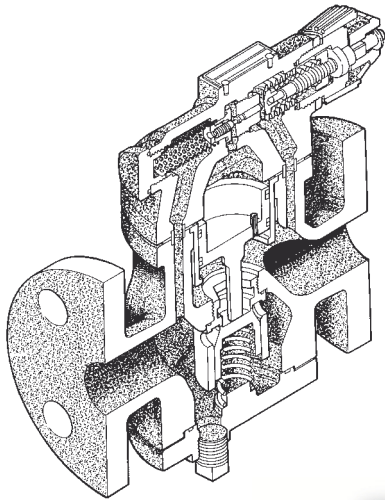
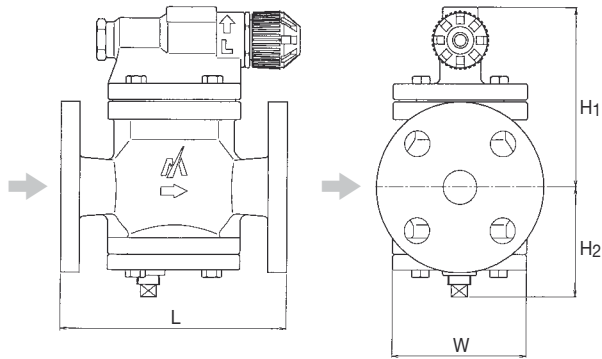


# RE10N



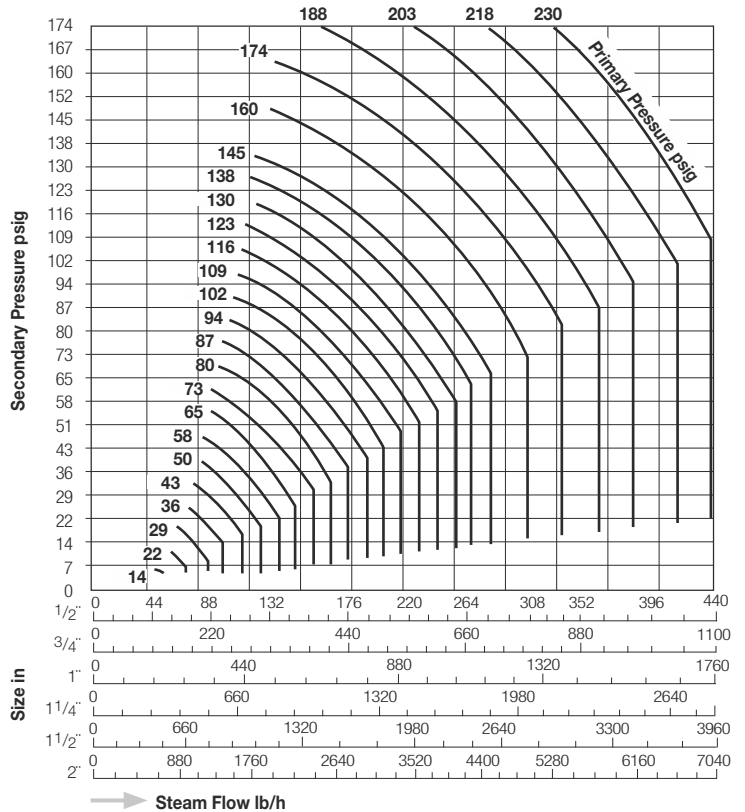
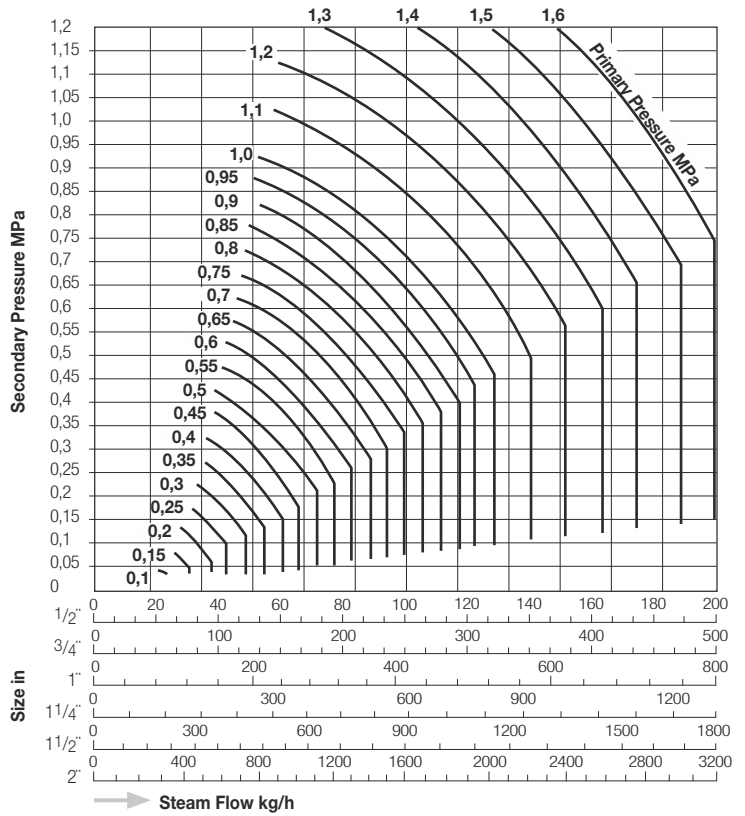
Body Material: Ductile Cast Iron FCD450

## Dimensions RE10N



Cv Values	Size	RE10N	Kvs Values	Size (in)	RE10N
		1/2"		1,0	
	3/4"	2,5		3/4"	2,2
	1"	4,0		1"	3,4
	1 1/4"	6,5		1 1/4"	5,6
	1 1/2"	9,0		1 1/2"	7,7
	2"	16,0		2"	13,8

## Capacity Charts RE10N



Model	Connection	Size	Operating Pressure (Primary)		Secondary Pressure		Max. Red. Pressure Ratio	Max. Oper. Temperature		Dimensions (mm)				Dimensions (in)				Weight	
			MPa	psig	MPa	psig		°C	°F	L	H1	H2	W	L	H1	H2	W	kg	lb
RE10N	Flanged JIS, ASME, DIN	1/2"	0,1 - 1,6	14,5 - 230	0,03 - 1,2	4,4 - 17,4	20 : 1	220	428	160	133	80	100	6,3	5,2	3,1	3,9	7,0	15,4
		170											6,7				7,4	16,3	
		200								154	103	130	7,9	6,1	4,1	5,1	8,1	17,8	
																	14,1	31,0	
		220											8,7				14,3	31,5	
		2"																15,5	34,1